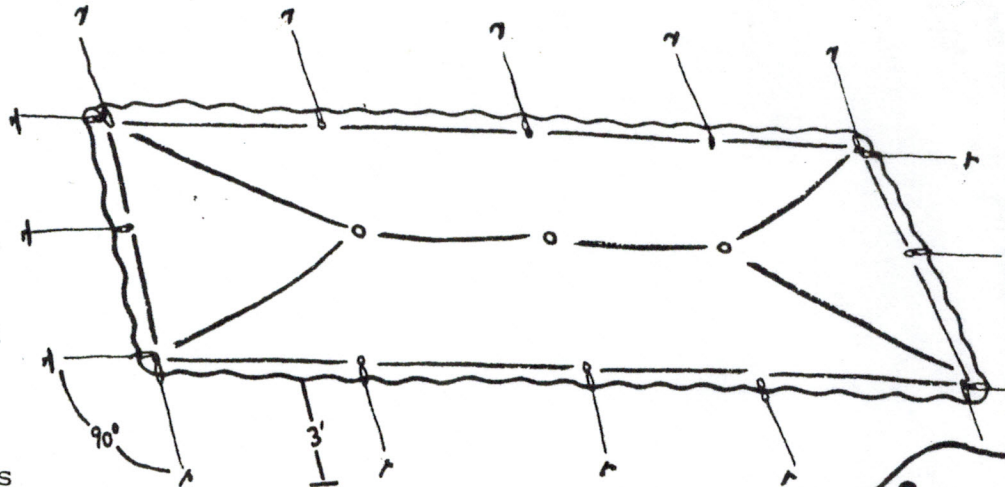


PARTY CANOPY

20 X 40

NOTE: ALL GUY ROPES MUST BE OVER POLE TIPS.



1. Spread out tent and ropes. Drive stakes 3 ft. out from edge of tent. Two at each corner, one at each side pole position.

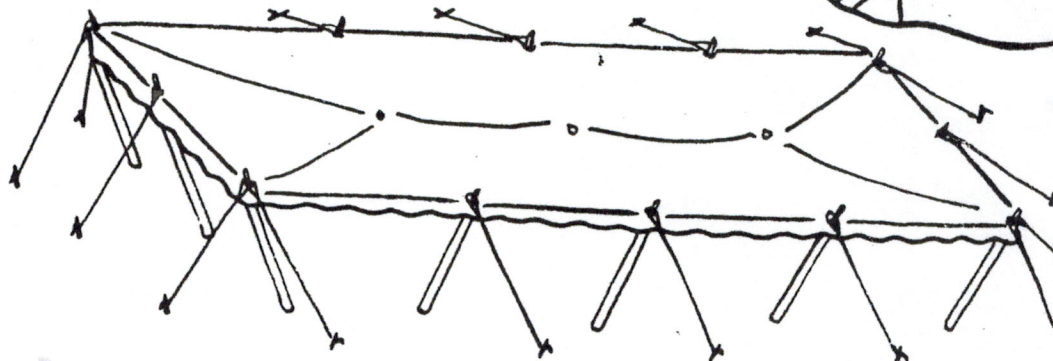
2. Fasten ropes to stakes leaving looped end and about about 7 ft. of slack.

AT CORNERS:
ROPE OVER
POLE TIPS AT
RIGHT ANGLE



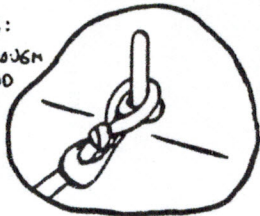
3. Set up 2 piece side poles with tips through grommets. Angle poles at about 45°.

4. Set up center poles (larger diameter 4-piece). Be certain snap buttons are secured.

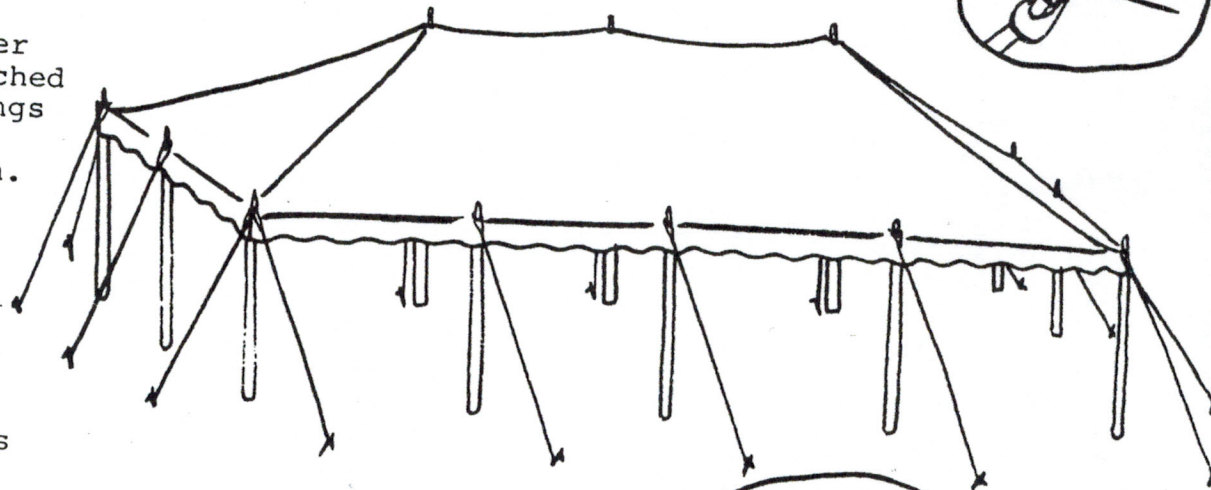


5. Push side poles to vertical. Adjust and tighten guy ropes.

AT SIDES:
ROPE THROUGH
BECKET AND
OVER POLE
TIP



6. Small diameter cord is attached to center rings and staked straight down.



Parts List

- 3 center poles
- 12 side poles
- 19 stakes
- 16 ropes w/sliders

SLIDER
ATTACHED
TO ROPE

