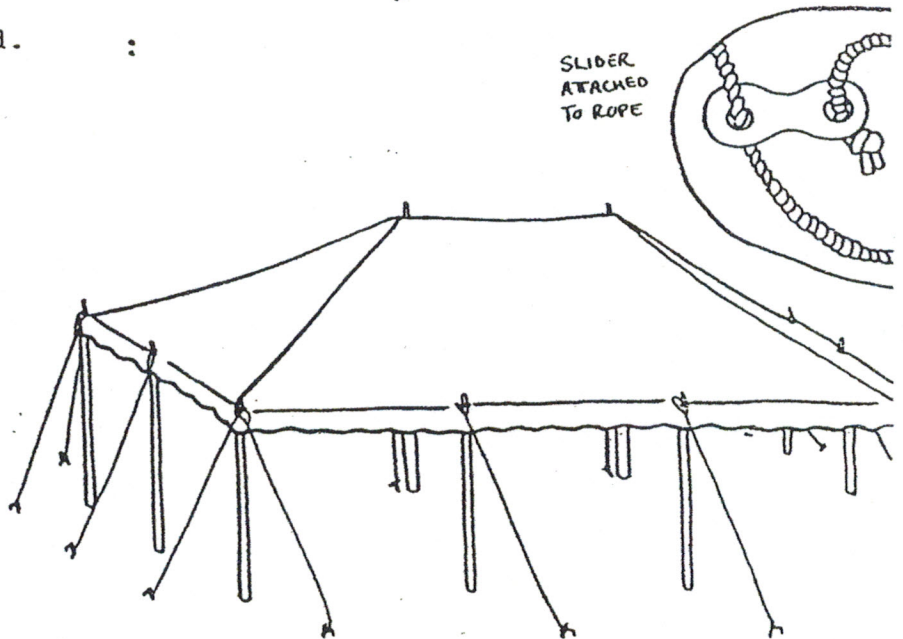
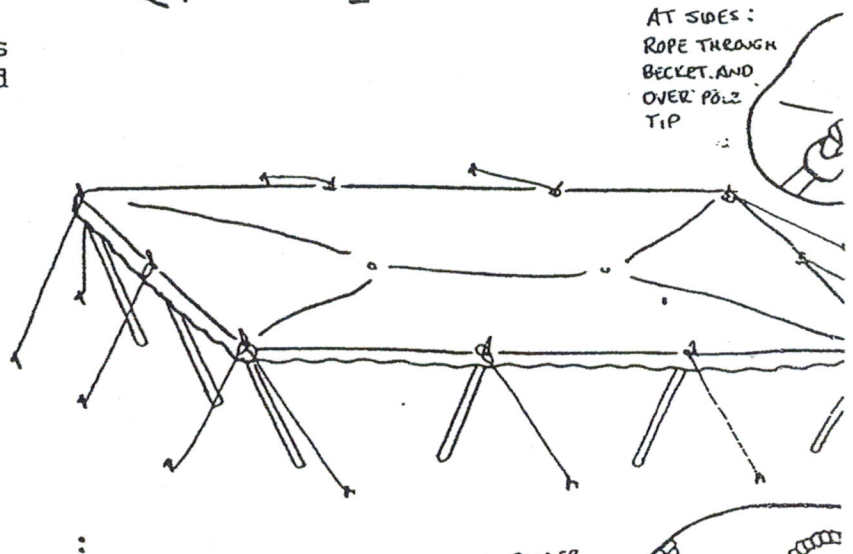
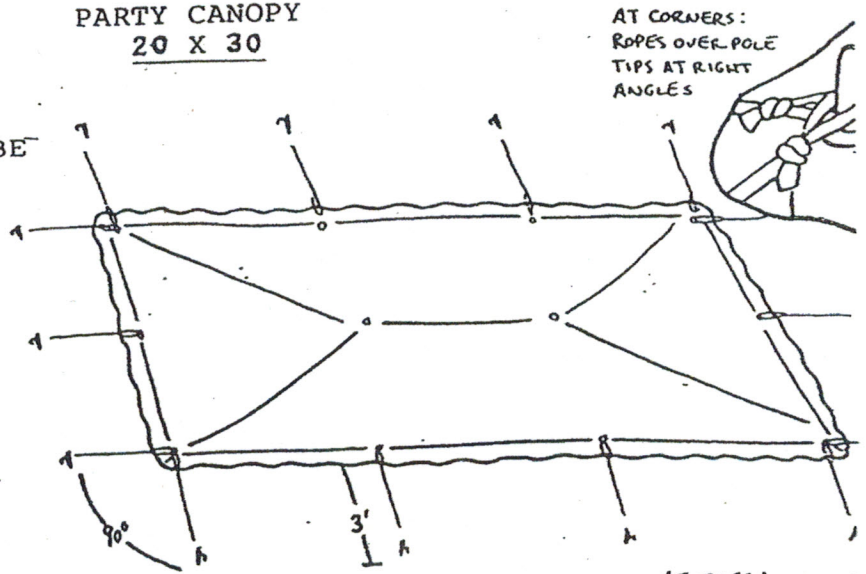


PARTY CANOPY
20 X 30

NOTE: ALL GUY ROPES MUST BE OVER POLE TIPS.

1. Spread out tent and ropes. Drive stakes 3 ft. out from edge of tent. Two at each corner, one at each side pole position.
2. Fasten ropes to stakes leaving looped end and about about 7 ft. of slack.
3. Set up 2 piece side poles with tips through grommets. Angle poles at about 45°.
4. Set up center poles (larger diameter 4-piece). Be certain snap buttons are secured.
5. Push side poles to vertical. Adjust and tighten guy ropes.
6. Small diameter cord is attached to center rings and staked straight down.



Parts List

- 2 center poles
- 10 side poles
- 16 stakes
- 14 ropes w/sliders

Eureka!